


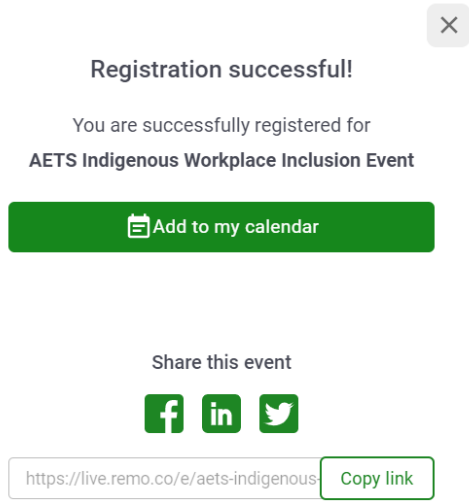


## How to get access to the AETS Indigenous Workplace Inclusion Event on Remo

<b>STEP 1</b>	<p>In your web browser, copy, paste or open the link below (Supported on Chrome, Safari, Firefox, or Microsoft Edge on your computer – not recommended for cell phone, tablet or iPad use).</p> <p><a href="https://live.remco.co/e/aets-indigenous-workplace-inclus">https://live.remco.co/e/aets-indigenous-workplace-inclus</a></p>
-------------------	--

<b>STEP 2</b>	<p>The link will take you to the event page. Click on “save me a spot”. If you click the link after the event starts, it will give you the option “join event now”.</p> <div><div><p>A FREE Virtual Improv Comedy Event hosted by AETS in partnership with Indigenous Works &amp; Magnus Theatre.</p><p><b>Inspiring laughs, to inspire change.</b></p><p>Thursday March 25, 2021 { Via REMO + Zoom } 1:00 PM – 2:30 PM</p></div><div><p>Mar. 25th, 01:00pm - EDT</p><p><b>AETS Indigenous Workplace Inclusion Event</b></p><p>  Device camera &amp; microphone required</p><div><div>Days</div><div>Hours</div><div>Minutes</div><div>Seconds</div></div><div>06 : 01 : 32 : 12</div><div><div>Save me a spot</div><div>Speaker Login</div></div></div></div>
-------------------	--

<b>STEP 3</b>	<p>To enter the event on Remo, you will be asked to create your account and create a password. It will then ask you to “register now”. (If you already have your account created, please login with your details.)</p> <div><div><p>Register now!</p><p>Your Email</p><input type="text" value="Email Address"/></div><div><p>Continue</p><p>Already have an account? <a href="#">Log in now</a></p><p>or</p><p> <a href="#">Log in with Google</a></p></div></div> <div><div><p>Create account</p><p>It seems like you don't have a Remo account. Let's create one!</p><p>Your Email</p><input type="text" value="alfonsoclinton2@gmail.com"/></div><div><p>Full Name</p><input type="text" value="Full Name"/></div><div><p>Your Password</p><input type="password" value="Password"/></div><p>Password must be at least 6 characters long</p><p><input type="checkbox"/> I agree to the <a href="#">Terms &amp; Conditions</a> and <a href="#">Privacy Policy</a>.</p><p>Register for event</p><p>Your information is safe with us and will not be used for marketing purposes.</p></div>
-------------------	---

<p><b>STEP 4</b></p>	<p>Once you create your account you will get a message on your screen and will be allowed to enter the event.</p>  <p>The image shows a registration success message box. At the top right is a close button (X). The text reads: "Registration successful!", "You are successfully registered for", "AETS Indigenous Workplace Inclusion Event". Below this is a green button with a calendar icon and the text "Add to my calendar". Further down is the text "Share this event" followed by three social media icons: Facebook, LinkedIn, and Twitter. At the bottom is a text input field containing the URL "https://live.remco.co/e/aets-indigenous" and a green button labeled "Copy link".</p>
--------------------------	---

For more details, please watch this video. Feel free to edit your Remo profile by clicking on your profile icon which is located top right side of your screen.

<https://youtu.be/P01JxUBNU2Y>

**For any concerns with respect to the Remo account, please contact Clenton at [community@tbchamber.ca](mailto:community@tbchamber.ca) or call 807.356.1571 and we will be happy to help.**